



January 15, 2012

High Growth Stock Investor V8 22070 (replaces build 22047)

This is a maintenance release:

Fixes several internal data field problems. There are no new features or changes required by users of the software.

Previous Releases

January 1, 2012

High Growth Stock Investor V8 22047 (replaces build 22043)

This is a maintenance release:

Dates formatted as YYYY-MM-D (e.g. 2006-12-1) in a filter would skip getting any data for securities in an index. If the date was formatted as YYYY-MM-DD (e.g. 2006-12-01) the filter worked properly. This fix corrects that problem allowing dates to be entered either way



December 30, 2011

High Growth Stock Investor V8 22043 (replaces build 21955)

This is a maintenance release to fix several problems:

1. The Designer “Load List” button that is used to load a list of symbols into a User Groups didn’t properly report the symbols that were not available in the HGSI database.
2. Filters that didn’t have any filter rules (an empty filter) would cause the filter file to not be properly saved creating a lost filter situation.
3. Made minor speed improvement to the generating of HGSI group indexes that might be noticeable during the daily update.
4. System file locations are now displayed in the “Fast Facts” dialog found under the Help button of the HGSI Main Toolbar.
5. Metastock export now reports better errors messages and adds error messages to the Metastock log file during daily data updates.
6. Metastock export now handles updating Metastock securities found in a Metastock directory that do not have any previous data records.
7. Metastock directories have symbol quantity limits. When a limit is reached the HGSI Metastock export automatically creates additional directories and now adds them to the list of Metastock directories to be updated. In the past the user had to manually add the extra directories to the list.
8. Several HGSI system data files are now coded with identification information that relates them to the build number of the HGSI software. This feature will avoid the problem of mistakenly mixing system data files with the wrong copy of the HGSI software.
9. Miscellaneous other internal system changes.



December 3, 2011

High Growth Stock Investor V8 21955 (replaces build 21828)

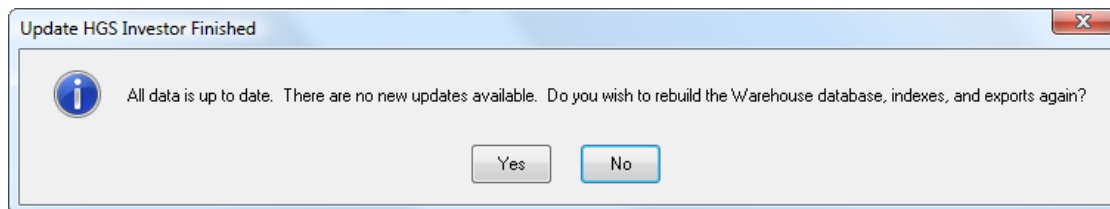
This is a feature release.

New Fields for Warehouse and Filters

FIELD NAME	FIELD CATEGORY NAME	COMMENT
%B * Bandwidth	Chart Indicators > Other	Woodward & Brown Last Close-Lower BB / Middle BB > 0.03 Green >= 0.01 & <= 0.03 Yellow < 0.01 Red
%B * Bandwidth 1-Dy Chg	Chart Indicators > Other	Woodward & Brown Same as %B * Bandwidth but with 1-Dy change
Gross Profit Margin	Fund-General	(Total Revenue – COGS) / Total Revenue
Net Profit Margin	Fund-General	(Net Income to Common Shareholders/Total Revenue)
% Vol/Greatest Prev 10-Day Up Vol	Technicals > Volume	Morales & Kacher Reverse (negative) pocket pivots. This is the inverse of what is currently installed from the Morales & Kacher book "Trade Like an O'Neil Disciple: How We Made 18,000% in the Stock Market.
% Range	Technicals > % Close	0% means the price closed on the low, 100% closed on the high. Other percentages are in between 0% and 100%
Is ADR	Company	Is ADR (American Depository Receipt) Includes/Excludes foreign securities from a group. Complete list is shown below. Is ADR Is Class Stock Is Common Is ETF Is Group Index Is IPO Is Market Index Is Optionable Is Preferred Is warrant

Other Changes:

1. Pressing Update when database is already up-to-date gives a option to continue to rebuild indexes, exports, etc.



2. The Charting View's last period used (daily/weekly/monthly/etc) is remembered and restored when leaving and returning to the Charting Window.
3. Various internal system modifications.



November 1, 2011

High Growth Stock Investor V8 21828 (replaces build 20616)

This release completely replaces the Quotes Plus database with the new HGS Investor V8 database. All the previous HGS Investor software features work just as they did before, there are no changes. What will be different is the data, the installation process and the daily data updating.

Customers can login to their account at www.highgrowthstock.com/memberarea to download and install HGS Investor V8. Allow extra time for this first download, a new database will be installed onto your computer.

HGS Investor V8 installs as a new program. It is not an update to the V7 software. Both software installations can coexist on the same computer without conflicts but they cannot be running at the same time.

During the installation, HGS Investor V7 customers will have the option of transferring over all the Filters, Views, Combo ranks, Custom Pie Chart Slices for the Spectrum Analyzer and User Groups to HGS Investor V8.

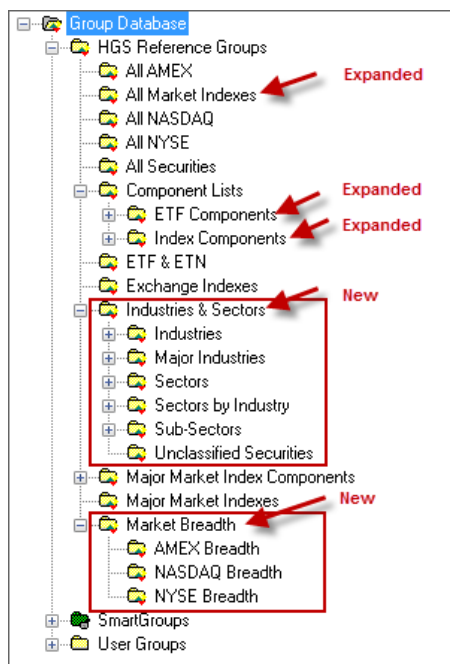
Version 7 is no longer available from the HGS Investor website. It is no longer supported. To continue using HGS Investor V7 with the Quotes Plus database and Quotes Plus software a separate QP data subscription is required. Contact Gary Lyben at gary@quotes-plus.com

The primary daily update from the HGS Investor servers is available at approximately 5:30pm ET. There are additional updates throughout the evening with adjustments and fundamentals. You can be notified up updates by checking at our Twitter page <http://twitter.com/#!/hgsalerts> or signup for HGSAlerts that go to your cell phone.

See more details below

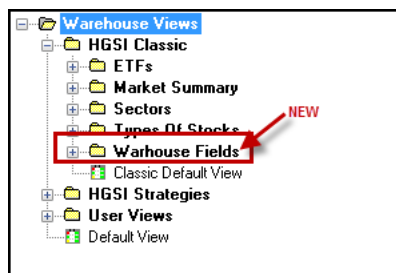
DESIGNER

- **Industries & Sectors** – collects all the industry oriented folder together in one folder
- **ETF Components**– equity components for approximately 435 ETFs
- **Index Components** – market index components for 182 market indexes
- **All Market Indexes** – expanded from 214 to 662
- **Market Breadth (AMEX, NASDAQ, NYSE)** - There are 9 symbols for each exchange. (Advancing Stocks, Declining Stocks, Unchanged Stocks Advancing Volume, Declining Volume, Unchanged Volume, New Highs, New Lows)



WAREHOUSE VIEWS

HGSI Classic – 40 new Warehouse Views. Each view shows all the available data fields by category e.g. all the data fields for Technicals – Price Change; Rankings – Rank, etc. No Filters are used. Very handy for “viewing” the data fields that are available.



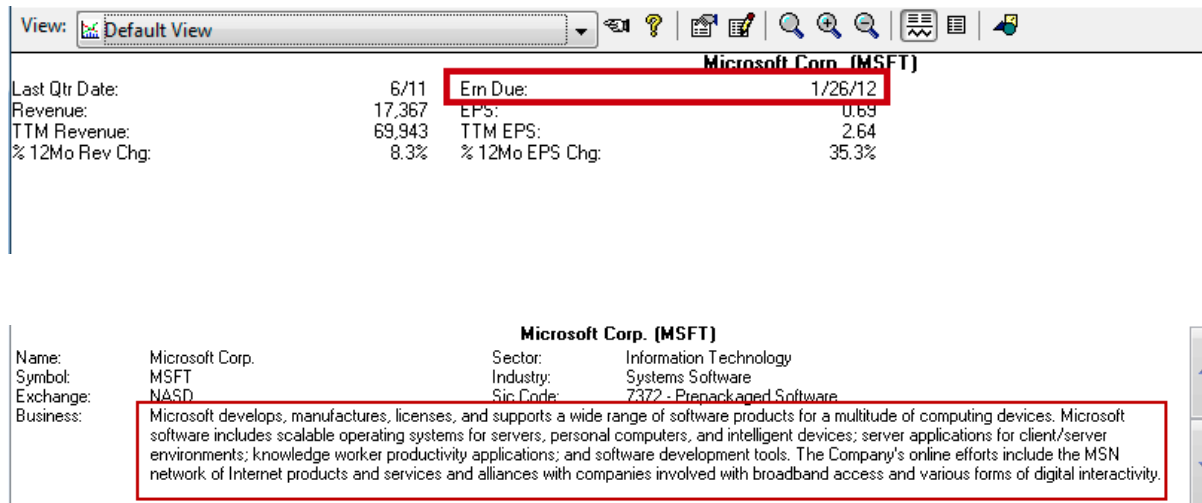
NEW DATA FIELDS

- **Ern Due** - As a Warehouse column it shows the month/day/year when the next earnings report is expected.
- **Ern Due** – In a filter it can be used to find specific dates or date ranges. This is an example of a date range:

If Ern Due >= 11/1/11
 And Ern Due <= 11/30/11

Lists all the companies in a group with earning due dates for November 2011
(SEE HELP SYSTEM FOR MORE “ERN DUE” FILTER EXAMPLES)

- **Ern Due** – Shown on the Charting Panel for Earnings
- **Business Description** – Full business descriptions are now available in the Charting Panel for Company information.



The screenshot shows a financial data interface for Microsoft Corp. (MSFT). The top section displays key metrics in a table format:

Microsoft Corp. (MSFT)			
Last Qtr Date:	6/11	Ern Due:	1/26/12
Revenue:	17,367	EPS:	0.69
TTM Revenue:	69,943	TTM EPS:	2.64
% 12Mo Rev Chg:	8.3%	% 12Mo EPS Chg:	35.3%

The bottom section provides company details and a business description:

Microsoft Corp. (MSFT)	
Name:	Microsoft Corp.
Symbol:	MSFT
Exchange:	NASD
Business:	Microsoft develops, manufactures, licenses, and supports a wide range of software products for a multitude of computing devices. Microsoft software includes scalable operating systems for servers, personal computers, and intelligent devices; server applications for client/server environments; knowledge worker productivity applications; and software development tools. The Company's online efforts include the MSN network of Internet products and services and alliances with companies involved with broadband access and various forms of digital interactivity.